
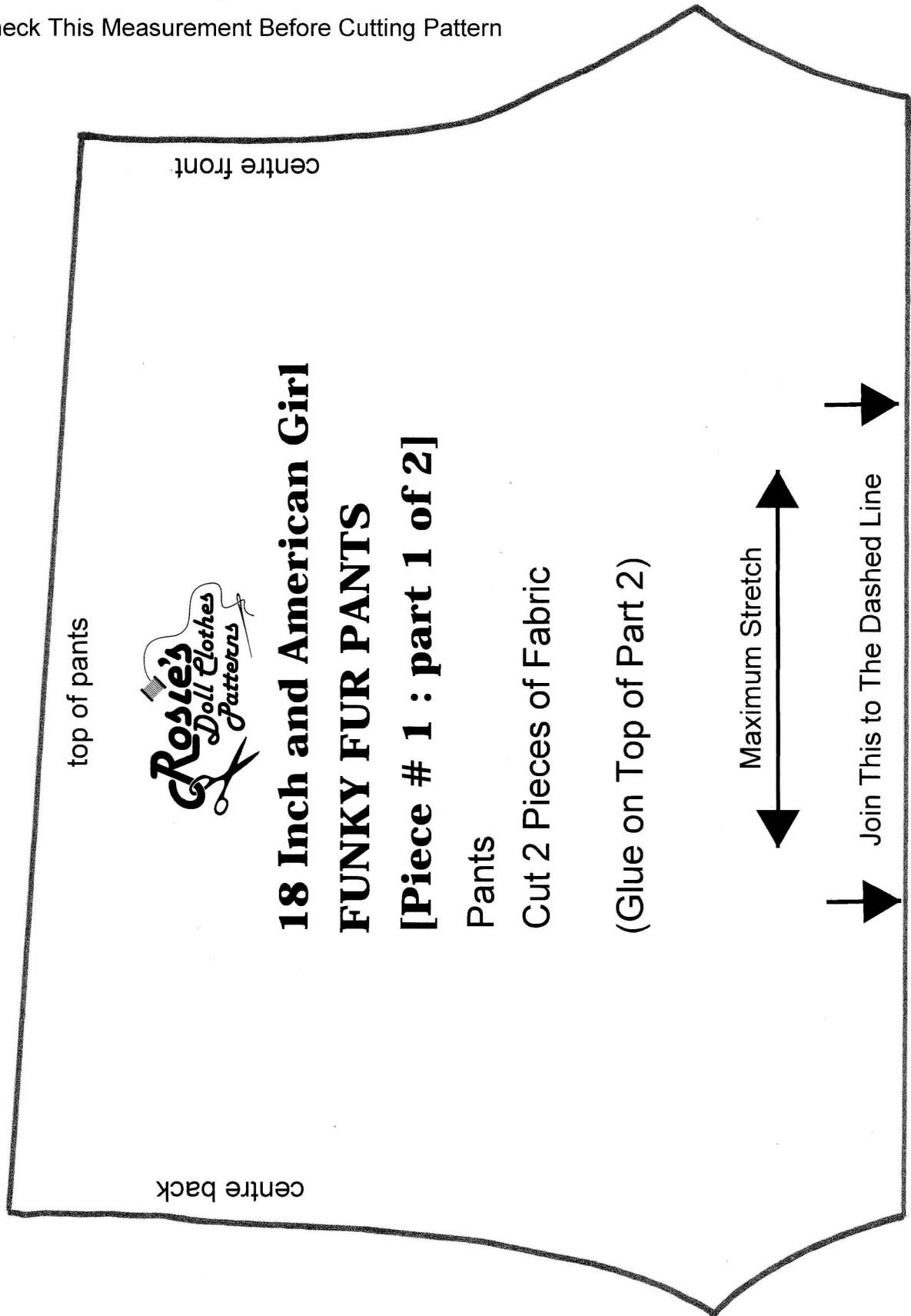


18 Inch and American Girl Funky Fur



Tip: Check This Measurement Before Cutting Pattern



top of pants




18 Inch and American Girl FUNKY FUR PANTS [Piece # 1 : part 1 of 2]

Pants

Cut 2 Pieces of Fabric

(Glue on Top of Part 2)



Join This to The Dashed Line

centre back

centre front


18 Inch and American Girl Funky Fur



TIP: Check This Measurement Before Cutting Pattern



**18 Inch and American Girl
Funky Fur**



Tip: Check This Measurement Before Cutting Pattern

**18 Inch and American Girl
FUNKY FUR PANTS
[Piece # 2]**

Trim

*Rosie's
Doll Clothes
Patterns*

Cut 2 Pieces
of Fur

Direction of Fur Pile 